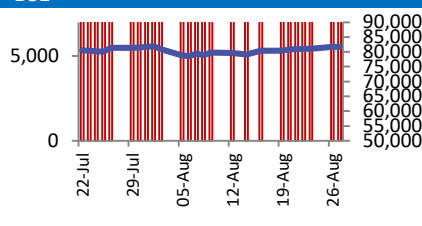
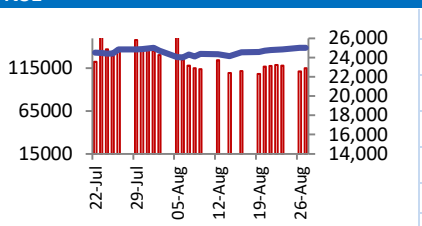


BSE		NSE																													
	<table border="1"> <tr><td>Open</td><td>81815</td></tr> <tr><td>High</td><td>81919</td></tr> <tr><td>Low</td><td>81601</td></tr> <tr><td>Close</td><td>81712</td></tr> <tr><td>Change</td><td>14</td></tr> <tr><td>Volume (Lacs)</td><td>8186</td></tr> <tr><td>Turnover (Rs.inCr)</td><td>9883</td></tr> </table>	Open	81815	High	81919	Low	81601	Close	81712	Change	14	Volume (Lacs)	8186	Turnover (Rs.inCr)	9883		<table border="1"> <tr><td>Open</td><td>25025</td></tr> <tr><td>High</td><td>25073</td></tr> <tr><td>Low</td><td>24974</td></tr> <tr><td>Close</td><td>25018</td></tr> <tr><td>Change</td><td>7</td></tr> <tr><td>Volume(Lacs)</td><td>40109</td></tr> <tr><td>Turnover(Rs.in Cr)</td><td>115234</td></tr> </table>	Open	25025	High	25073	Low	24974	Close	25018	Change	7	Volume(Lacs)	40109	Turnover(Rs.in Cr)	115234
Open	81815																														
High	81919																														
Low	81601																														
Close	81712																														
Change	14																														
Volume (Lacs)	8186																														
Turnover (Rs.inCr)	9883																														
Open	25025																														
High	25073																														
Low	24974																														
Close	25018																														
Change	7																														
Volume(Lacs)	40109																														
Turnover(Rs.in Cr)	115234																														

World Markets	Current	Previous	Pt. Chg	Var(%)
Dow	41251	41241	10	0.0%
Dow Futures	41351	41356	(5)	0.0%
Nasdaq	17755	17726	29	0.2%
FTSE	8345	8328	18	0.2%
Nikkei	38200	38289	(89)	-0.2%
Hang Seng	17728	17875	(146)	-0.8%
Gift Nifty	25006	25013	(7)	0.0%
Straits Singapore	3384	3398	(14)	-0.4%
South Korea	2676	2689	(13)	-0.5%
Taiwan	22146	22185	(39)	-0.2%
Shanghai	2837	2849	(11)	-0.4%

Commodity Prices	Current	Previous	Pt. Chg	Var(%)
Copper (\$/MT)	9448	9289	159.5	1.7%
Alumin (\$/MT)	2550	2542	7.5	0.3%
Zinc (\$/MT)	2943	2912	31.0	1.1%
Brent Crude (\$/bbl)	79.6	79.6	0.0	0.0%
Gold (\$/Ounce)	2517	2525	(7.4)	-0.3%
Silver (\$/Ounce)	29.8	30.0	(0.1)	-0.5%
Light Crude (\$/bbl)	75.6	75.5	0.0	0.1%
N G (\$/mmbtu)	1.9	1.9	0.0	0.1%
Sugar (\$/MT)	548.0	525.7	22.3	4.2%
Rubber (Rs./kg)	236.0	235.0	1.0	0.4%
Baltic Dry Index	1721	1762	(41.0)	-2.3%

Currency Exchange Rate	Current	Previous	Var(%)
Rs./\$ rate	83.93	83.90	0.03%
Rs./ Euro	93.73	93.75	-0.02%
Rs./Chinese Yuan	11.77	11.78	-0.07%
Yen /\$ rate	144.33	143.96	0.26%
\$ US/Euro	1.12	1.12	-0.12%

Dollar Index	Current	Previous	Var(%)
Dollar Index	105.26	105.28	-0.02%

Support/ Resistance Levels for Today		
	Nifty	Bank Nifty Fut
Support 1	24940	51000
Support 2	24870	50740
Resistance	25070	51450

Securities in Ban For Trade	
BALRAMCHIN	INDIACEM
BSOFT	HINDCOPPER

Market Review

US: US stock market ended higher on Tuesday with the Dow Jones notching a record-high close for the second day in a row.

Asia: Markets in Asia-Pacific logged losses in early trade on Wednesday after an overnight sluggish session on Wall Street, while market participants await Nvidia Corp.'s earnings.

India: Markets in a choppy session ended flat amid largely mixed global cues. **Market is expected to open on a flattish note and likely to witness range bound move during the day.**

Global economy:

Ukraine will temporarily suspend payments on GDP warrants starting from May 31, 2025, Kyiv will also temporarily suspend payments for loans from Cargill Financial Services Intl, starting from Sept. 3, and on gov-guaranteed bonds of Ukrainian power firm Ukrenergo starting from Nov. 9. The GDP warrants and private debt obligations are not part of the country's sovereign restructuring deal that the govt of the war-torn country is expected to finalize any time now. With the Russian war in Ukraine now in its third year, the Kyiv govt relies heavily on foreign financial aid to be able to finance its social and humanitarian payments.

Members of the boards of directors overseeing the Chicago and New York Fed Reserve banks voted in favor of lowering by a quarter percentage point the central bank's discount rate during July, according to meeting minutes released. The Fed said in a press release that while 10 of the 12 regional Fed banks wanted to maintain the discount rate at 5.5% in votes taken last month, the Chicago and New York Fed directors wanted that borrowing rate to move down to 5.25%.

Commodities: Oil prices rose in Asian trade on Wednesday, buoyed by industry data pointing to another outsized draw in U.S. inventories, while tensions in the Middle East and supply disruptions in Libya also offered support.

Gold prices were little changed on Wednesday, but held near a record high hit last week on prospects of imminent U.S. rate cuts and safe-haven demand fuelled by the Middle East crisis.

Currency: The U.S. dollar held near its lowest in more than a year against a basket of peers on Wednesday, with sterling trading just off multi-year highs, as markets focused on clues to the size of a widely expected U.S. interest rate cut next month.

FII Derivative Transactions (Rs. Cr)

Contracts	Purchase		Sell		Net	Open Interest (OI)		OI (Previous day)		Change	
	Contract	Value	Contract	Value		Contract	Value	Contract	Value	Contract	Value
Index Future	130014	8913	101938	6854	2059	565332	37622	559695	37480	5637	142
Index Option	51661591	3272544	51612506	3269681	2863	6517051	439840	6592977	436310	(75926)	3530
Stock Future	1637141	130001	1578199	125545	4456	4237424	335004	4252886	335249	(15462)	(245)
Stock Option	439255	35319	424132	34112	1207	864231	69367	914800	73163	(50569)	(3796)
Total	53868001	3446777	53716775	3436192	10585	12184038	881833	12320358	882202	(136320)	(369)

FII All Activity-BBG (Rs Cr)	Buy	Sell	Net
20-Aug-24	18601	14566	4035
21-Aug-24	17463	17894	(431)
22-Aug-24	19040	17188	1852
23-Aug-24	17959	14077	3882
26-Aug-24	13230	12260	969
Month to date- Aug	278506	287105	(8600)
FII (Prov.) (Rs. Cr)	Buy	Sell	Net
21-Aug-24	16888	17688	(800)
22-Aug-24	18463	17091	1372
23-Aug-24	16776	14831	1944
26-Aug-24	12749	12266	483
27-Aug-24	15002	13498	1504
Month to date-Aug	272689	301288	(28599)
DII (Prov.) (Rs. Cr)	Buy	Sell	Net
21-Aug-24	13300	10202	3097
22-Aug-24	12240	9268	2972
23-Aug-24	13341	10445	2896
26-Aug-24	13045	11175	1870
27-Aug-24	12160	12764	(604)
Month to date-Aug	251905	203559	48347
FII Debt - BBG (Rs. Cr)	Buy	Sell	Net
20-Aug-24	1547	644	902
21-Aug-24	855	452	403
22-Aug-24	760	2626	(1866)
23-Aug-24	2239	722	1517
26-Aug-24	2488	441	2047
Month to date- Aug	27908	14685	13223

Market Breadth	BSE		NSE	
	No.	%	No.	%
Advance	2150	53%	1482	54%
Decline	1812	45%	1219	44%
Unchanged	89	2%	54	2%

Market Turnover	27-Aug	26-Aug	Var (%)
BSE Cash	9883	9172	8%
NSE Cash	115234	111305	4%
NSE Futures	350981	344070	2%
NSE Options	47477027	24837765	91%
Total (Rs.Cr)	47953126	25302312	90%

Volatility Index	27-Aug	26-Aug
Volatility Index	13.63	13.80

Index PE - TTM	27-Aug	Yr. High	Yr. Low
Sensex	24.0	26.0	21.8
Nifty	23.2	28.8	20.3

Corporate News

Maruti Suzuki's new plant faces minor delay, Kharkhoda production to begin by 2025-26

Maruti Suzuki India faces a "small delay" in finalizing the site for their new plant, which will have an annual capacity of 10 lakh units. (ET)

Awfis join hands with Nyati Group to manage three lakh sq ft workspace in Pune

Awfis Space Solutions will operate a total of 1, 67,206 sq ft built up flexible work. The company will operate a total of 1, 67,206 sq ft built up flexible workspaces. With this addition, it now has a total of five lakh sq ft grade-A flexible works. (ET)

HUL served Rs 963-crore tax notice over GSK deal

HUL has received a tax notice of Rs 962.75 cr, including an interest of Rs 329.33 cr for the Rs 3,045-cr acquisition of the India Health Food Drink (HFD) business from GSK Group. The company said that it would appeal against the order and that it had an 'indemnification right' to recover the demand raised by the income tax department. (BS)

Economy

India-Oman free trade pact talks at advanced stage: Official

India and Oman are close to finalizing a Comprehensive Economic Partnership Agreement (CEPA) to increase bilateral trade and investments. The agreement would benefit Indian exports, including textiles and pharmaceuticals, by eliminating duties. Improved direct shipping links were also discussed to reduce trade costs and enhance economic ties. (ET)

RBI looks to soften blow of tighter infrastructure funding rules

BI is considering a phased approach to increasing provisioning for project financing to ease the impact on lenders and protect profitability. Projects nearing completion may receive some leniency. Despite pushback from lenders and the finance ministry, the RBI is committed to raising provisions to address risks in a sector known for delays, while avoiding cost escalations that could jeopardize project viability. (ET)

International

Samsung SDI finalizes deal with GM to build \$3.5 bn joint EV battery factory in US

Samsung has completed an agreement with General Motors to build a joint EV battery factory in the U.S. state of Indiana. The two companies will invest about \$3.5 bn to build a battery cell manufacturing plant with an annual production capacity of 27 GWh initially. (Inv)

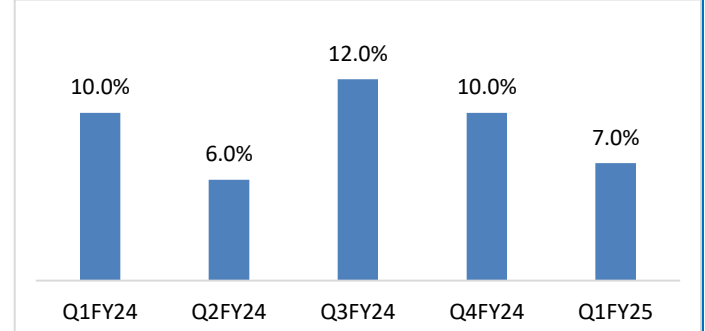
Top 5 Nifty Gainers	27-Aug	26-Aug	Var(%)
SBILIFE	1839	1796	2.4%
SHRIRAMFIN	3229	3162	2.1%
MARUTI	12497	12244	2.1%
BAJAJFINSV	1719	1686	1.9%
HDFCLIFE	740	726	1.9%
Top 5 Nifty Losers	27-Aug	26-Aug	Var(%)
TITAN	3551	3630	-2.2%
JSWSTEEL	944	964	-2.0%
HINDUNILVR	2767	2821	-1.9%
TATAMOTORS	1077	1092	-1.4%
GRASIM	2700	2737	-1.3%

BSE Index Watch	Last	1 day	1 wk	1 mth	1 yr
SENSEX	81712	0.0%	1.1%	0.5%	25.7%
MIDCAP	48920	0.6%	1.7%	2.5%	58.3%
SMLCAP	56074	0.5%	2.2%	3.3%	54.5%
AUTO	58590	-0.1%	1.4%	-1.1%	66.9%
BANKEKX	58374	0.2%	0.8%	-0.5%	16.6%
Capital Goods	73668	0.3%	1.2%	0.4%	65.2%
FMCG	22960	-0.9%	1.3%	1.2%	23.7%
Health Care	42350	0.4%	1.8%	5.4%	52.0%
IT	42688	0.6%	1.1%	2.0%	37.1%
METAL	32557	-0.9%	2.5%	0.9%	52.4%
Oil & Gas	32576	0.1%	0.4%	2.2%	73.8%
Power	8266	-0.1%	-1.0%	1.6%	90.0%
Realty	8108	0.2%	-1.4%	-3.6%	88.2%

NSE USD Futures	27-Aug	26-Aug	Var (%)
August Expiry (Rs./\$)	83.93	83.91	0.0%
Sept Expiry (Rs./\$)	83.79	83.79	0.0%
Total Turnover (Rs. Crore)	13324	9394	42%

Sectors	TTM PE
Auto	33.11
Auto Ancillary	53.42
Banking	14.76
Engineering	43.82
Cement	79.59
Diamonds & Jewellery	54.53
Housing Finance	24.6
Infrastructure & Const	35.6
Metals-Aluminium	40.12
Metal – Steel	19.49
Oil Expl.	14.15
Pharma	12.67
Power – Gen. Supp.	45.04
Information Tech.	27.24
Sugar	23.77
Telecom Serv. Prov.	81.32
Tyres	27.65

Asian Paints Ltd. - Decorative Segment Volumes Growth YoY
(Source: Company Data)



10 year G-Sec Yield	Current	Previous	Change
US	3.82%	3.82%	0 bps
Japan	0.89%	0.88%	1 bps
India	6.86%	6.85%	1 bps
UK	4.00%	3.91%	9 bps
Libor 3 Mths	5.34%	5.33%	1 bps

Indian Eco Data	Current	Previous	Var(%)
Forex Reserve (US\$ in bn)	654	652	0.3%
Inflation - WPI	2.04%	3.36%	(132) bps
Inflation - CPI	3.54%	5.08%	(154) bps

India GDP Growth	Q4FY24	Q3FY24	Var(%)
Growth	7.76%	8.57%	(81) bps

Monetary Policy	Current	Previous	Change
Repo Rate	6.50%	6.50%	0 bps
Reverse Repo Rate	3.35%	3.35%	0 bps
CRR	4.50%	4.50%	0 bps
O/S Banking System Liquidity (Rs bn)	777	861	(84.5)

IIP Growth %	Jun-24	Jun-23	Apr-Feb
IIP	4.2	4.0	5.6
Mining	10.3	7.6	7.6
Manufacturing	2.6	3.5	4.4
Electricity	8.6	4.2	9.2

ADR Price Movement

Company	Price (US\$)	Volume	Previous Day Price	Volume	Variance (%)	No. of Share Per ADR	ADR Price (Rs.)	BSE Price	Variance (%)
Infosys Tech	22.80	8258258	22.44	4569043	1.60%	1	1913.49	1900.10	0.7%
Wipro	6.18	836597	6.19	750363	-0.16%	1	518.66	517.15	0.3%
Dr.Reddy's	82.49	164658	82.40	99217	0.11%	1	6922.97	6962.95	-0.6%
ICICI Bank	29.00	4085656	28.67	2749904	1.15%	2	1216.91	1226.35	-0.8%
HDFC Bank	61.14	1450929	61.22	1178839	-0.13%	3	1710.39	1637.75	4.4%

GDR's (US\$)

	Prices	Prev. Close	Change	Var %
L&T	44.50	43.40	1.1	2.5%
RIL	72.30	71.60	0.7	1.0%
SBI	97.50	97.70	(0.2)	-0.2%

US Economy Data	Current	Previous
Inflation (%) (YoY)	2.90%	3.00%
Unemployment (%)	4.30%	4.10%

Interest Rate (%)	Current	Previous
Fed Rate	5.50%	5.50%

US GDP	Q2CY24	Q1CY24	Q4CY22
Growth (QoQ Annualized)	2.80%	1.4%	2.60%

China Economy Data	Current	Previous
GDP	4.70%	5.30%
Inflation – CPI (%)	0.50%	0.20%

Economic Calendar

	Date
Indian GDP Data	30 Aug
Indian Inflation Data CPI	12 Sep
Indian Inflation Data WPI	16 Sep
Indian Monetary Policy	09 Oct
India's Industrial Production (IIP)	12 Sep
US Inflation Data	11 Sep
US GDP	30 Aug
US Unemployment Data	16 Sep
US Fed Rate	18 Sep
China GDP	18 Oct
China Inflation Data	9 Sep

Event Update

Name	Date	Purpose
Force Motors Ltd.	28-08-2024	Rs.20.00 per share(200%)Final Dividend
Hazoor Multi Projects Ltd.	28-08-2024	Rs.2.00 per share(20%)First Interim Dividend
Hindustan Zinc Ltd.	28-08-2024	Rs.19.00 per share(950%)Second Interim Dividend
Shekhawati Industries Ltd.	28-08-2024	Consolidation of Shares from Re.1/- to Rs.10/-
Radiant Cash Management Services Ltd.	29-08-2024	Rs.2.50 per share(250%)Final Dividend
Birla Precision Technologies Ltd.	30-08-2024	Rs.0.05 per share(2.5%)Final Dividend
Bombay Metrics Supply Chain Ltd.	30-08-2024	Dividend
Career Point Ltd.	30-08-2024	Rs.1.00 per share(10%)Interim Dividend
Focus Lighting & Fixtures Ltd.	30-08-2024	Dividend
Ganesh Housing Corporation Ltd.	30-08-2024	Rs.11.00 per share(110%)Final Dividend
India Tourism Development Corporation Ltd.	30-08-2024	Rs.2.52 per share(25.2%)Final Dividend
Indian Toners & Developers Ltd.	30-08-2024	Buy Back of Shares
Jasch Gauging Technologies Ltd.	30-08-2024	Rs.2.50 per share(25%)Dividend
Jindal Stainless Ltd.	30-08-2024	Rs.2.00 per share(100%)Final Dividend
JTL Industries Ltd	30-08-2024	Rs.0.25 per share(12.5%)Final Dividend
Kama Holdings Ltd.	30-08-2024	Interim Dividend
Marshall Machines Ltd.	30-08-2024	Annual General Meeting
MOIL Ltd.	30-08-2024	Rs.2.55 per share(25.4999%)Final Dividend
NCC Ltd.	30-08-2024	Rs.2.20 per share(110%)Dividend
Oil India Ltd.	30-08-2024	Rs.2.50 per share(25%)Final Dividend (Post Bonus)
Pocl Enterprises Ltd.	30-08-2024	Rs.2.50 per share(25%)Final Dividend
Power Finance Corporation Ltd.	30-08-2024	Rs.3.25 per share(32.5%)Interim Dividend
Prevest Denpro Ltd.	30-08-2024	Rs.1.00 per share(10%)Final Dividend

Bulk Deal As On 27/08/24

BSE					
Security Code	Security Name	Client Name	Deal	Quantity	Price
541988	AAVAS	AMANSA HOLDINGS PRIVATE LIMITED	S	1750929	1690
541988	AAVAS	NIPPON INDIA MUTUAL FUND A/C - NIPPON INDIA MULTI CAP FUND	B	1000000	1690
538351	AFEL	ABHINAV COMMOALES	B	143569	16.02
538351	AFEL	KAUSHAL HITESHBAI PARIKH	B	248510	16.03
540135	ARCFIN	SKSE SECURITIES LIMITED CORP CM/TM PROP A/C	S	2830191	1.42
540135	ARCFIN	SKSE SECURITIES LIMITED CORP CM/TM PROP A/C	B	1630191	1.42
544177	AZTEC	NARESHKUMAR MOTILAL SHAH	S	100000	127.85
544177	AZTEC	NARESHKUMAR MOTILAL SHAH	B	54000	125.71
544177	AZTEC	VINEY EQUITY MARKET LLP	B	90000	125.26
539546	BNL	NIRAJ RAJNIKANT SHAH	B	49589	60.29
512169	CAPRICORN	RAJ KUMAR	S	30000	16.53
512169	CAPRICORN	RUCHIRA GOYAL	B	20000	16.53
531099	CHECKPOINT	POOJA PANDAY	S	44002	6.57
506365	CHEMOPH	MAHENDRABHAI GULABDAS PATEL	B	18434	75.8
506365	CHEMOPH	RAVAL NAMAN VIRENDRAKUMAR	S	17929	75.86
540681	CHOTHANI	PRIYA KABRA	B	60000	30.07
531460	CONTICON	CHANDAN CHAURASIYA	B	137172	12.74
531460	CONTICON	RAJESH DEVDAS VAGHELA	S	161372	12.74
530755	CORNE	RUCHI HIRJI GADA	B	64610	15.35
512443	GANONPRO	AMIT KUMAR JAIN	S	106581	9.68
512443	GANONPRO	JAI VINAYAK SECURITIES	S	146898	9.45
512443	GANONPRO	JAI VINAYAK SECURITIES	B	71620	9.62
512443	GANONPRO	SRINIVASREDDYCHALLA	B	54500	9.96
512443	GANONPRO	VANDANATIWARI	S	12015	9.48
512443	GANONPRO	VANDANATIWARI	B	82599	9.21
513337	GUJTLRM	MULTIPLIER SHARE & STOCK ADVISORS PRIVATE LIMITED	S	1651301	15.3
539449	IGCIL	MURUGAN KANNAN	S	5000	32.56
539449	IGCIL	MURUGAN KANNAN	B	15000	31.5
543951	INNOVATUS	MINIBOSS CONSULTANCY PRIVATE LIMITED	S	39000	63.82
543420	JETFREIGHT	IRAGE BROKING SERVICES LLP	S	83691	23.38
543420	JETFREIGHT	IRAGE BROKING SERVICES LLP	B	236592	23.24
540696	KCDGROUP	NISHI ABHISHEK GUPTA	B	150000	8.26
544221	KIZI	BONANZA PORTFOLIO LIMITED	S	54000	36.34
544221	KIZI	BONANZA PORTFOLIO LIMITED	B	102000	36.56
544221	KIZI	CHANDAN GARG	B	48000	35.78
526409	KKALPANAIND	ALMOND POLYTRADERS PRIVATE LIMITED	S	600000	12.27
533602	LESHAIND	ARVINDKUMAR RATILAL PATEL HUF	S	1650000	2.7
533602	LESHAIND	KAUSHAL HITESHBAI PARIKH	B	1499999	2.7
514060	MARKOBENZ	GAURANG MANUBHAI SHAH	S	97500	23.86
514060	MARKOBENZ	KAUSHAL HITESHBAI PARIKH	S	132108	23.86
514060	MARKOBENZ	KAUSHAL HITESHBAI PARIKH	B	142112	23.84
514060	MARKOBENZ	MANUBHAI AMRUTLAL SHAH	S	329869	23.86
514060	MARKOBENZ	MINDTREE MACHINERY PRIVATE LIMITED	S	98500	23.86
514060	MARKOBENZ	MUKESHBHAI HIRABHAI PATEL	S	295000	23.86
535910	MMLF	SRESTHA FINVEST LIMITED	B	590551	13.7
532817	ORIENTALT	IRAGE BROKING SERVICES LLP	S	148838	18.47
532817	ORIENTALT	IRAGE BROKING SERVICES LLP	B	84771	18.48
531395	PADAMCO	JAINAM UDAY SHAH	B	19549	70.51
531395	PADAMCO	REKHA GUPTA .	S	25000	70.5
532911	PARLEIND	F3 ADVISORS PRIVATE LIMITED	S	10000	17.9
532911	PARLEIND	F3 ADVISORS PRIVATE LIMITED	B	150000	17.93

532911	PARLEIND	LATIN MANHARLAL SECURITIES PVT LTD	B	100000	17.61
532911	PARLEIND	MANSI SHARE & STOCK ADVISORS PRIVATE LIMITED	B	89212	17.95
530095	PRADHIN	ABHISHEK GUPTA	S	36511	60.77
530095	PRADHIN	IRFAN FAKHRI KARIMI	S	40021	60.95
530095	PRADHIN	NEERJA SONI	B	18280	60.95
530095	PRADHIN	NITIN VITTHALRAO THORAVE	S	200000	60.95
530095	PRADHIN	PREETI BHAUKA	B	40000	60.95
530095	PRADHIN	VIVEK GAUR	B	40000	60.95
511557	PROFINC	RASHMI PRATAP LODAYA	B	1404541	1.16
512591	PULSRIN	COMFORT ADVERTISING PVT LTD	S	39384	14.48
512591	PULSRIN	COMFORT ADVERTISING PVT LTD	B	353348	14.29
536659	PVVINFRA	MULTIPLIER SHARE & STOCK ADVISORS PRIVATE LIMITED	S	194702	9.98
544091	QLL	VISHALINDLA	B	44400	341.9
541601	RAJNISH	DAMINI COMMOALES LLP	S	5360698	4.98
541601	RAJNISH	DAMINI COMMOALES LLP	B	5320626	5.01
539760	RELICAB	SK GROWTH FUND PRIVATE LIMITED	S	111368	146.34
543171	ROJL	BHARAT RASIKLAL SHAH	S	314893	3.35
543325	ROLEXRINGS	ASHOKKUMAR DAYASHANKAR MADEKA	S	272333	2419
543325	ROLEXRINGS	FRANKLIN TEMPLETON MUTUAL FUND	B	156096	2421.08
543325	ROLEXRINGS	ICICI PRUDENTIAL MUTUAL FUND	S	319000	2425
543325	ROLEXRINGS	INDIA ACORN ICAV	B	203712	2421.63
543325	ROLEXRINGS	KOTAK MAHINDRA MUTUAL FUND	B	170000	2425
543325	ROLEXRINGS	SANJAYKUMAR BHAGVANJI BOLE	S	174556	2419
543325	ROLEXRINGS	SBI MUTUAL FUND	B	280000	2421.66
512097	SAICOM	NIMISH PANDE	B	1298450	0.54
521206	SAMTEX	ANIL KUMAR GOEL	S	400000	3.58
530025	SAMYAKINT	PRAVEEN JAIN HUF	S	49500	54.31
530025	SAMYAKINT	RASHMI RANI PAHWA	B	32290	54.31
539574	SCL	VICTORY SOFTWARE PRIVATE LIMITED	S	5600000	2.12
505515	SHYMINV	ASHOK BHAGIRATHMAL JIWARAJKA	S	85091	13.1
505515	SHYMINV	SUDHIR KUMAR SHARMA	B	53000	13
543274	SUUMAYA	ALTAB USMANBHAI PATHAN	S	285750	4.6
543274	SUUMAYA	ALTAB USMANBHAI PATHAN	B	285750	4.58
543274	SUUMAYA	JANAKI RAMAN SUNDAR VIGNESH	B	130500	4.6
543274	SUUMAYA	NIMIT JAYENDRA SHAH	S	490950	4.6
543274	SUUMAYA	PRIYANKA GUPTA	B	166500	4.6
543274	SUUMAYA	SAGAR RAJESHBHAI JHAVERI	S	334800	4.6
543274	SUUMAYA	SAHIL PATANI	S	189900	4.6
543274	SUUMAYA	SATYAMMISHRA	B	139500	4.6
543274	SUUMAYA	SHREYANS SHANTILAL SHAH	S	290700	4.6
543274	SUUMAYA	SUNRISE GILTS AND SECURITIES PVT LTD	S	211500	4.6
543274	SUUMAYA	VASU PATANI	S	159750	4.59
543274	SUUMAYA	VICKY RAJESH JHAVERI	S	1674450	4.6
543745	SVS	SHARADCHANDRA P SHAH AGENCY PVT LTD	B	198000	17.4
543745	SVS	VIKRAM JAIN	S	504000	17.4
539406	SWAGTAM	MUSKAN AGARWAL	S	6000	80.6
544028	TATATECH	COPTHALL MAURITIUS INVESTMENT LIMITED	B	4010579	1013
544028	TATATECH	GHISALLO MASTER FUND LP	B	3122686	1013
544028	TATATECH	TPG RISE CLIMATE SF PTE . LTD .	S	12129489	1014.16
539331	VETO	SKYVEIL TRADE SOLUTIONS LLP	S	106015	190.42
539331	VETO	SKYVEIL TRADE SOLUTIONS LLP	B	99670	190.25
534741	VIRTUALG	ANIL KANTIPRASAD PODDAR	S	2236596	0.84
512064	VISVEN	GLASTONMARIOMENEZES	B	11111	51.9
512064	VISVEN	GULSHAN INVESTMENT COMPANY LIMITED	S	41263	51.9
512064	VISVEN	KELLTON WEALTH MANAGEMENT LLP	B	10000	51.9
512064	VISVEN	MANJU BHAGAVATI JAIN	S	14227	52.08
512064	VISVEN	RAJENDRA NANIWADEKAR	B	9000	51.9
514378	YARNSYN	ASHOKBHAI MADHUBHAI KORAT	B	50694	57.63

NSE

Security Code	Security Name	Client Name	Deal	Quantity	Price
AESTHETIK	Aesthetik Engineers Ltd	MANSI SHARE AND STOCK ADVISORS PVT LTD	BUY	148000	98.7
ARIHANTACA	Arihant Academy Limited	VIKRAMKUMAR RAMESHCHANDRA SHAH HUF	BUY	32000	190.71
BAJAJFINSV	Bajaj Finserv Limited	ARYAMAN FAMILY TRUST	SELL	75000	1713
BAJAJFINSV	Bajaj Finserv Limited	BACHHRAJ & CO PRIVATE LIMITED	BUY	225000	1713
BAJAJFINSV	Bajaj Finserv Limited	NIRVAAN FAMILY TRUST	SELL	75000	1713
BAJAJFINSV	Bajaj Finserv Limited	SUNAINA KEJRIWAL	SELL	75000	1713
BRACEPORT	Brace Port Logistics Ltd	SUDH INVESTMENTS PVT. LTD	BUY	72000	167.55
FEDFINA	Fedbank Financial Ser L	ANIL KOTHURI	SELL	2000000	121.01
HILTON	Hilton Metal Forging Limi	NEXIA INTERNATIONAL PRIVATE LIMITED	SELL	118000	90.33
ISFT	Intrasoft Tech. Ltd	MANISH JHUNJHUNWALA	SELL	112589	142.28
JALAN	Jalan Transolu. India Ltd	DEEPALI RUPESH NERURKAR	SELL	90000	4.55
JETFREIGHT	Jet Freight Logistics Ltd	BIMAL KUMAR MONDAL	BUY	275000	23.9
KAMOPAINTS	Kamdhenu Ventures Limited	JAINAM BROKING LIMITED	SELL	5200000	41.44
ORIENTCER	ORIENT CERATECH LIMIT	LEGENDS GLOBAL OPPORTUNITIES (SINGAPORE) PTE. LTD.	BUY	3495000	54.14
ORIENTCER	ORIENT CERATECH LIMIT	THE GREAT INTERNATIONAL TUSKER FUND	SELL	3495000	54.13
ORIENTALT	Oriental Trimex Limited	AJAY NATAVARLAL COMMODITIES PRIVATE LIMITED	SELL	200000	18.52
ORIENTALT	Oriental Trimex Limited	FAKHRUDDIN GHULAMHUSEIN AMJI	BUY	265000	18.74
ORTINLAB	Ortin Laboratories Ltd	YUGA STOCKS AND COMMODITIES PRIVATE LIMITED .	SELL	117212	22.3
REPRO	Repro India Limited	ASHIBHADARSH VENTURES PRIVATE LIMITED	BUY	95646	622
REPRO	Repro India Limited	SAPPHIRE INTREX LIMITED	SELL	134500	625.77
SARTELE	Sar Televenture Limited	AVNI ARJUN CHOWGULE	BUY	200000	316.79
SERVICE	Service Care Limited	GIRIRAJ STOCK BROKING PRIVATE LIMITED	SELL	64000	80.01
OSWALSEEDS	ShreeOswal S and Che Ltd	RAJ KUMAR AGRAWAL	SELL	750000	33.2
TRENT	Trent Ltd.	DODONA HOLDINGS LIMITED	SELL	678200	6925
TRENT	Trent Ltd.	SIDDHARTHA YOG	BUY	678200	6925
VLINFRA	V.L.Infraprojects Limited	M7 GLOBAL FUND PCC-NOLANA	SELL	87000	108.06
VIPULLTD	Vipul Limited	PUNIT BERIWALA HUF	SELL	4200000	36.17

Disclosure:

Research Reports that are published by Nirmal Bang Securities Private Limited (hereinafter referred to as "NBSPL") are for private circulation only. NBSPL is a registered Research Analyst under SEBI (Research Analyst) Regulations, 2014 having Registration no. INH000001766. NBSPL is also a registered Stock Broker with National Stock Exchange of India Limited, BSE Limited, Metropolitan Stock Exchange of India Limited, Multi Commodity Exchange of India Limited and , National Commodity and Derivative Exchange Limited in Capital Market , Equity and Commodities derivatives segments and Currency Derivatives Segment .

NBSPL has other business divisions with independent research teams separated by Chinese walls, and therefore may, at times, have different or contrary views on stocks and markets.

NBSPL or its associates have not been debarred / suspended by SEBI or any other regulatory authority for accessing / dealing in securities Market since last 20 years. NBSPL, its associates or analyst or his relatives do not hold any financial interest (Except Investment) in the subject company. NBSPL or its associates or Analyst do not have any conflict or material conflict of interest at the time of publication of the research report with the subject company. NBSPL or its associates or Analyst or his relatives may or may not hold beneficial ownership of 1% or more in the subject company at the end of the month immediately preceding the date of publication of this research report.

NBSPL or its associates / analyst has not received any compensation / managed or co-managed public offering of securities of the company covered by Analyst during the past twelve months. NBSPL or its associates have not received any compensation or other benefits from the company covered by Analyst or third party in connection with the research report. Analyst has not served as an officer, director or employee of Subject Company. NBSPL / analyst has not been engaged in market making activity of the subject company.

Analyst Certification: The research analysts and authors of these reports, hereby certify that the views expressed in this research report accurately reflects my/our personal views about the subject securities, issuers, products, sectors or industries. It is also certified that no part of the compensation of the analyst(s) was, is, or will be directly or indirectly related to the inclusion of specific recommendations or views in this research. The analyst(s) principally responsible for the preparation of this research report and has taken reasonable care to achieve and maintain independence and objectivity in making any recommendations.

Disclaimer:

The Research Report is for the personal information of the authorized recipient and does not construe to be any investment, legal or taxation advice. NBSPL is not soliciting any action based upon it. Nothing in the research report shall be construed as a solicitation to buy or sell any security or product, or to engage in or refrain from engaging in any such transaction. In preparing the research report, we did not take into account the investment objectives, financial situation and particular needs of the reader.

The research report has been prepared for the general use of the clients of NBSPL and must not be copied, either in whole or in part, or distributed or redistributed to any other person in any form. If you are not the intended recipient you must not use or disclose the information in the research report in any way. Though disseminated to all the customers simultaneously, not all customers may receive the research report at the same time. NBSPL will not treat recipients as customers by virtue of their receiving the research report. The research report is not directed or intended for distribution to or use by any person or entity resident in a state, country or any jurisdiction, where such distribution, publication, availability or use would be contrary to law, regulation or which would subject NBSPL & its group companies to registration or licensing requirements within such jurisdictions.

The report is based on the information obtained from sources believed to be reliable, but we do not make any representation or warranty that it is accurate, complete or up-to-date and it should not be relied upon as such. We accept no obligation to correct or update the information or opinions in it. NBSPL or any of its affiliates or employees shall not be in any way responsible for any loss or damage that may arise to any person from any inadvertent error in the information contained in the research report. NBSPL or any of its affiliates or employees do not provide, at any time, any express or implied warranty of any kind, regarding any matter pertaining to this report, including without limitation the implied warranties of merchantability, fitness for a particular purpose, and non-infringement. The recipients of the research report should rely on their own investigations.

This information is subject to change without any prior notice. NBSPL reserves its absolute discretion and right to make or refrain from making modifications and alterations to this statement from time to time. Nevertheless, NBSPL is committed to providing independent and transparent recommendations to its clients, and would be happy to provide information in response to specific client queries.

Before making an investment decision on the basis of research report, the reader needs to consider, with or without the assistance of an adviser, whether the advice is appropriate in light of their particular investment needs, objectives and financial circumstances. There are risks involved in securities trading. The price of securities can and does fluctuate, and an individual security may even become valueless. International investors are reminded of the additional risks inherent in international investments, such as currency fluctuations and international stock market or economic conditions, which may adversely affect the value of the investment. Opinions expressed are subject to change without any notice. Neither the company nor the director or the employees of NBSPL accept any liability whatsoever for any direct, indirect, consequential or other loss arising from any use of the research report and/or further communication in relation to the research report. Here it may be noted that neither NBSPL, nor its directors, employees, agents or representatives shall be liable for any damages whether direct or indirect, incidental, special or consequential including lost revenue or lost profit that may arise from or in connection with the use of the information contained in the research report.

Copyright of this document vests exclusively with NBSPL.

Our reports are also available on our website

Registration granted by SEBI and certification from NISM in no way guarantee performance of NBSPL or provide any assurance of returns to investors.

Nirmal Bang Research (Division of Nirmal Bang Securities Pvt. Ltd.)

B-2, 301/302, Marathon Innova,
Opp. Peninsula Corporate Park
Off. Ganpatrao Kadam Marg
Lower Parel(W), Mumbai-400013
Board No. : 91 22 6723 8000/8001
Fax. : 022 6723 8010